

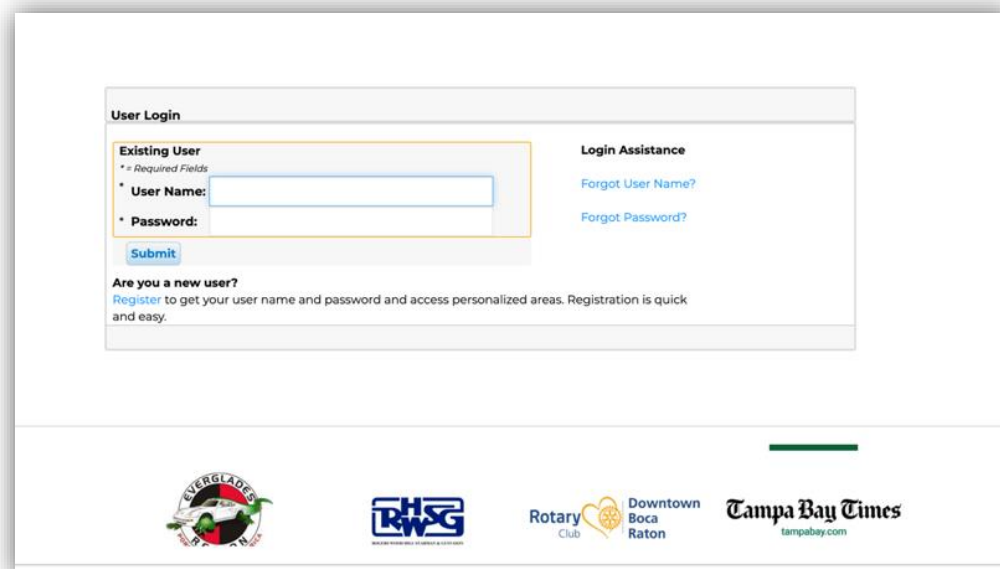
If you're registered for the Pan-Florida Challenge Cancer Ride, you can now link your Pan-Florida Challenge fundraising page directly to Facebook. Follow the steps below to easily spread the word, collect donations, and track your progress. All donations made through your Facebook fundraiser will be immediately reflected on your fundraising honor roll on your personal fundraiser profile.

Please note that **you MUST create your Facebook fundraiser THROUGH your Participant Center if you would like it to be linked to your personal fundraiser profile.** A fundraiser created directly on Facebook cannot be linked once it's made.

## STEP 1: LOGIN TO YOUR PARTICIPANT CENTER



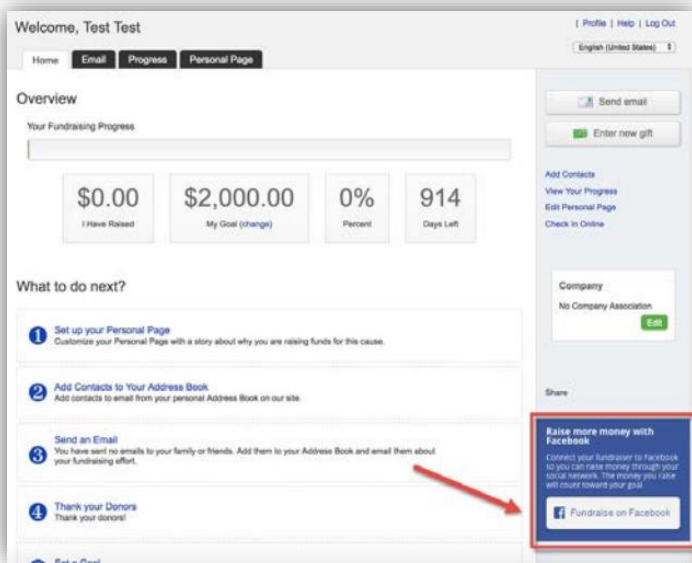
Go to [www.panfloridachallenge.org](http://www.panfloridachallenge.org) and locate the login button in the top right-hand corner of the homepage.



Login with the username and password you set up when you registered.

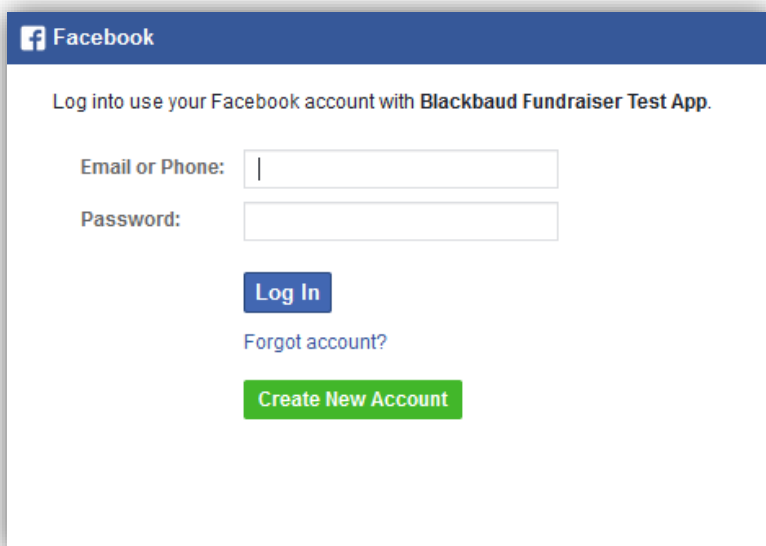
## STEP 2: LAUNCH YOUR FACEBOOK FUNDRAISER

Make sure to personalize your fundraising page prior to connecting a Facebook fundraiser. **Add a photo and** share why the Pan-Florida Challenge Cancer Ride is important to you. All the information provided on your personal fundraising page will be used to create your Facebook Fundraiser. **TIP: You should NOT create your Facebook fundraiser until you have personalized your personal fundraising page.** Any updates made to your personal fundraising page after you've created a Facebook Fundraiser will NOT be applied.



On the Home screen, click in the blue box the button that says “Connect Fundraiser to Facebook.”

You will then be prompted to log in with Facebook. Select the button that says, “Continue as Your Name.” On the next screen, select “OK” to link your fundraiser with Pan-Florida Challenge. **This allows all donations made through Facebook to be automatically applied to your personal fundraising page.**



## STEP 3: CONFIRM CONNECTION



**Congratulations!** Your fundraiser is connected. You should now be back on your Participant Center homepage and the blue box will contain a link to the newly created Facebook fundraiser.

Share the fundraiser with your Facebook friends or copy/paste the Facebook fundraiser link in an email to send out to friends and family to ask for donations.

The following are examples are personalized messages that past riders included when they shared their Facebook fundraiser to social media:

“Hello Friends and Family, I have registered for the 30-mile Pan-Florida Challenge Cancer Ride and have committed to raising money to distribute nutritious cancer fighting food to hungry kids, to fund cancer prevention research, and to support cancer patients and their families. This will be the longest ride I have ever attempted. I appreciate any of your support!”

“Thank you for your time. We all have family and friends who have either lost loved ones to OR are currently battling cancer. What I am doing here is for them! I have committed to raising \$1,000 to support cancer patients and their families, to distribute nutritious cancer fighting food to hungry kids, and to fund cancer prevention research. I will be creating more awareness by participating in the 100-mile bicycle ride in the Pan-Florida Challenge Cancer Ride.”

Note, if you already have a Facebook fundraiser set up and decide to connect to your TeamRaiser profile, a new Facebook fundraiser will be created.

Still need help? Contact Jessa Gilberto at [jessa@panfloridachallenge.org](mailto:jessa@panfloridachallenge.org) to troubleshoot any issues or get your fundraiser up and running.